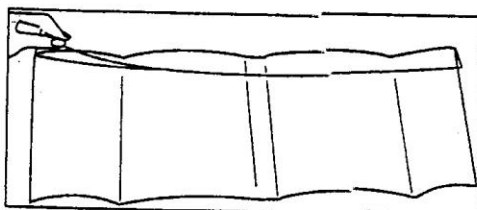


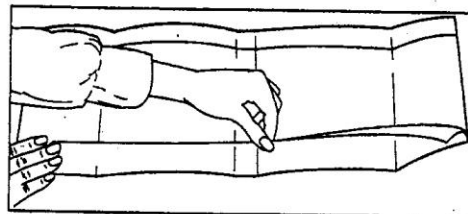
HOLLINGER METAL EDGE

Archival Storage Materials

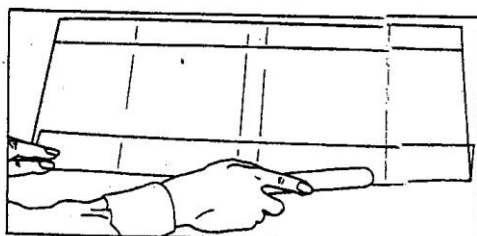
Book Jacket Folding Instructions



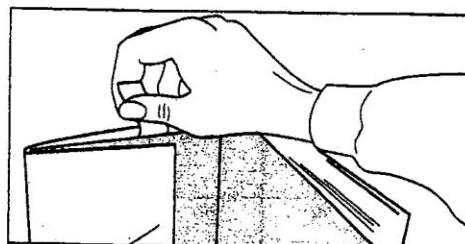
1. Insert book jacket (printed side down) into folded edge of book jacket cover.



2. Remove liner from anchor tape. Fold transparent film over edge of book jacket and press tape down to hold in position.



3. Crease film with a bone folder. Jacket is now ready to place on book.



4. Wrap jacket around book. Lift jacket away from book and apply tape to hard outside cover of book. Wrap tape over book edge and apply to book jacket cover.

Reorder your Hollinger Metal Edge Book Jacket Covers by calling 1-800-634-0491

Or visit us online, hollingermetaedge.com

We Thank You for your business!!